

2018

Collection



HEADQUARTER



TAIWAN
SANYANG MOTOR Co., Ltd.
3 Chung Hua Road, Hukou
Hsinchu, Taiwan R.O.C.
T: +886 3 5981911
F: +886 3 5970880
W: www.sym-global.com

All information in this brochure - including colors, specifications, etc. - apply only to models sold. See your SYM dealers for details on all models.



OUR BRAND VALUE

Quality
Innovation
Professionalism



INDEX

Premium

CRUISYM 125i/250i/300i	5-6
MAXSYM 400i/600i	7-8
GTS/JOYMAX 125i/250i/300i	9-10
GTS/JOYMAX 125i/250i/300i Sport	11-12
CITYCOM S. 300i	13-14
JOYRIDE S 125i/200i	15-16

Urban

SYMPHONY ST 50/125i/200i	19-20
SYMPHONY S 50/125i	21-22
SYMPHONY CARGO 50/125i	23-24
ORBIT III/MASK 50/125i	25-26
ORBIT II/SYMPLY 2 50/125i	27-28
X'PRO 50/125i	29-30

Retro

MIO 50i/115i	33-34
FIDDLE III 50/125i/200i	35-36
FIDDLE II 50	37-38
ALLO 50	39-40

Sport

JET 14 50/125i/200i	43-44
CROX 50/125i	45-46
JET 4 50/125i	47-48
SYMPHONY SR 50/125i	49-50
MAGIC SR 125i	51-52

Bike

WOLF CR 300i	55-56
WOLF SB 125 Ni	57-58

Enjoy The Ride

Premium

CRUISYM 125i / 250i / 300i

CRUISYM 125i / 250i / 300i

MAXSYM 400i / 600i

MAXSYM 400i / 600i

GTS/JOYMAX 125i / 250i / 300i

GTS/JOYMAX 125i / 250i / 300i

GTS/JOYMAX 125i / 250i / 300i Sport

GTS/JOYMAX 125i / 250i / 300i Sport

CITYCOM S. 300i

CITYCOM S. 300i

JOYRIDE S 125i / 200i

JOYRIDE S 125i / 200i

Enrich Your Life with Style.



CRUISYM

125i / 250i / 300i



Type	4-stroke, 4 valve		
Displacement	124.9 cc	249.4 cc	278.3 cc
Cooling System	Liquid		
Fuel System	E.F.I		
Transmission	C.V.T.		
Front Suspension	Telescopic Fork		
Rear Suspension	Unit Swing Arm		
Front Brake (mm)	Disc 260 + ABS		
Rear Brake (mm)	Disc 240 + ABS		
Front Tire	120 / 70-14		
Rear Tire	140 / 60-13		
L/W/H (mm)	2175 x 760 x 1440		
Wheel Base (mm)	1520	1550	
Fuel Capacity (liter)	12		



Premium


CRUISYM

MAXSYM



400i / 600i

Type	4-stroke, 4-valve
Displacement	399 cc 565 cc
Cooling System	Liquid
Fuel System	E.F.I.
Transmission	C.V.T.
Front Suspension	Telescopic Fork
Rear Suspension	Unit Swing Arm
Front Brake (mm)	Double Disc 275 + ABS
Rear Brake (mm)	Disc 275 + ABS
Front Tire	120 / 70 -15
Rear Tire	160 / 60 -14
L/W/H (mm)	2270 x 825 x 1410
Wheel Base (mm)	1560
Fuel Capacity (liter)	14.2

Standard Version



Sport Version



MAXSYM


Premium



* available on 600i

GTS/JOYMAX

125i / 250i / 300i



Type	4-stroke, 4-valve		
Displacement	124.5 cc	249 cc	278.3 cc
Cooling System	Liquid		
Fuel System	E.F.I.		
Transmission	C.V.T.		
Front Suspension	Telescopic Fork		
Rear Suspension	Unit Swing Arm		
Front Brake (mm)	Disc 260 + ABS		
Rear Brake (mm)	Disc 240 + ABS		
Front Tire	120 / 70 -14		
Rear Tire	140 / 60 -13		
L/W/H (mm)	2160 x 760 x 1420		
Wheel Base (mm)	1520	1550	
Fuel Capacity (liter)	12		




GTS
JOYMAX

Premium



GTS/JOYMAX

125i / 250i / 300i Sport



Type	4-stroke, 4-valve		
Displacement	124.5 cc	249 cc	278.3 cc
Cooling System	Liquid		
Fuel System	E.F.I.		
Transmission	C.V.T.		
Front Suspension	Telescopic Fork		
Rear Suspension	Unit Swing Arm		
Front Brake (mm)	Disc 260mm + ABS		
Rear Brake (mm)	Disc 240mm + ABS		
Front Tire	120 / 70 -14		
Rear Tire	140 / 60 -13		
L/W/H (mm)	2160 x 760 x 1220		
Wheel Base (mm)	1520	1550	
Fuel Capacity (liter)	12		




GTS
JOYMAX SPORT

Premium



CITYCOM S.

300i



Type	4-stroke, 4-valve
Displacement	278.3 cc
Cooling System	Liquid
Fuel System	E.F.I.
Transmission	C.V.T.
Front Suspension	Telescopic Fork
Rear Suspension	Unit Swing Arm
Front Brake (mm)	Disc 288 + ABS
Rear Brake (mm)	Disc 260 + ABS
Front Tire	110 / 70 -16
Rear Tire	140 / 70 -16
L/W/H (mm)	2220 x 775 x 1460
Wheel Base (mm)	1500
Fuel Capacity (liter)	10




CITYCOM S. 300i

Premium



JOYRIDE S

125i / 200i



Type	4-stroke, 4-valve	
Displacement	124.9 cc	175.3 cc
Cooling System	Liquid	
Fuel System	E.F.I.	
Transmission	C.V.T.	
Front Suspension	Telescopic Fork	
Rear Suspension	Unit Swing Arm	
Front Brake (mm)	Disc 240 + CBS	Disc 240 + ABS
Rear Brake (mm)	Disc 200 + CBS	Disc 200 + ABS
Front Tire	110 / 90 -13	
Rear Tire	130 / 70 -12	
L/W/H (mm)	2110 x 760 x 1400	
Wheel Base (mm)	1430	
Fuel Capacity (liter)	7.6	



Joyride S



Premium

Urban

Urban

SYMPHONY ST 50 / 125i / 200i

SYMPHONY ST 50 / 125i / 200i

SYMPHONY S 50 / 125i

SYMPHONY S 50 / 125i

SYMPHONY CARGO 50 / 125i

SYMPHONY CARGO 50 / 125i

ORBIT III / MASK 50 / 125i

ORBIT III / MASK 50 / 125i

ORBIT II / SYMPLY 2 50 / 125i

ORBIT II / SYMPLY 2 50 / 125i

X'PRO 50 / 125i


X'PRO 50 / 125i

Make Your Life Easier.



SYMPHONY ST

50 / 125i / 200i



Type	4-stroke, 2-valve			
Displacement	49.5 cc	124.6 cc	124.6 cc	169 cc
Cooling System	Air		Liquid	Air
Fuel System	ECS		E.F.I	
Transmission	C.V.T.			
Front Suspension	Telescopic Fork			
Rear Suspension	Unit Swing Arm		Double	
Front Brake (mm)	Disc 260	Disc 260 + CBS	Disc 260 + ABS	
Rear Brake (mm)	Disc 240	Disc 240 + CBS	Disc 240	
Front Tire	110 / 70 - 16			
Rear Tire	110 / 70-16		110 / 80-14	110 / 70-16
L/W/H (mm)	1985x725x1195		1995 x 725 x 1195	
Wheel Base (mm)	1330		1350	
Fuel Capacity (liter)	7.5			




Symphony ST

Urban

SYMPHONY S

50 / 125i



Type	4-stroke, 2-valve	
Displacement	49.5 cc	124.6 cc
Cooling System	Air	
Fuel System	ECS	E.F.I.
Transmission	C.V.T.	
Front Suspension	Telescopic Fork	
Rear Suspension	Unit Swing Arm	
Front Brake (mm)	Disc 226	Disc 260 + CBS
Rear Brake (mm)	Disc 226	Disc 240 + CBS
Front Tire	110 / 70 -16	
Rear Tire	110 / 70 -16	
L/W/H (mm)	2000 x 690 x 1125	
Wheel Base (mm)	1330	
Fuel Capacity (liter)	5.4	


SYMPHONY S

Urban



SYMPHONY CARGO

50 / 125i



Type	4-stroke, 2-valve	
Displacement	49.5 cc	124.6 cc
Cooling System	Air	
Fuel System	ECS	E.F.I
Transmission	C.V.T.	
Front Suspension	Telescopic Fork	
Rear Suspension	Unit Swing Arm	
Front Brake (mm)	Disc 226	Disc 260 + CBS
Rear Brake (mm)	Drum 130	Disc 240 + CBS
Front Tire	90 / 80 - 16	110 / 70 - 16
Rear Tire	90 / 80 - 16	110 / 70 - 16
L/W/H (mm)	2000 x 690 x 1125	
Wheel Base (mm)	1330	
Fuel Capacity (liter)	8.1	



Symphony
CARGO

Urban



ORBIT III / MASK

50 / 125i



Type	4-stroke, 2-valve	
Displacement	49.5 cc	124.6 cc
Cooling System	Air	
Fuel System	ECS	E.F.I
Transmission	C.V.T.	
Front Suspension	Telescopic Fork	
Rear Suspension	Unit Swing Arm	
Front Brake (mm)	Disc 226	Disc 226 + CBS
Rear Brake (mm)	Drum 110	Drum 130 + CBS
Front Tire	110 / 70 - 12	
Rear Tire	120 / 70 - 12	
L/W/H (mm)	1910 x 682 x 1125	
Wheel Base (mm)	1292	1325
Fuel Capacity (liter)	5.6	



Orbit III

Urban



ORBIT II / SYMPLY 2

50 / 125i



Type	4-stroke, 2-valve	
Displacement	49.5 cc	124.6 cc
Cooling System	Air	
Fuel System	ECS	E.F.I.
Transmission	C.V.T.	
Front Suspension	Telescopic Fork	
Rear Suspension	Unit Swing Arm	
Front Brake (mm)	Disc 226	Disc 226 + CBS
Rear Brake (mm)	Drum 110	Drum 130 + CBS
Front Tire	120 / 70 -12	
Rear Tire	130 / 70 -12	
L/W/H (mm)	1905 x 700 x 1125	
Wheel Base (mm)	1310	1325
Fuel Capacity (liter)	6.5	




ORBIT II



Urban

X'PRO

50 / 125i



Type	4-stroke, 2-valve	
Displacement	49.5 cc	124.6 cc
Cooling System	Air	
Fuel System	ECS	E.F.I.
Transmission	C.V.T.	
Front Suspension	Telescopic Fork	
Rear Suspension	Unit Swing Arm	
Front Brake (mm)	Disc 226	Disc 226 +CBS
Rear Brake (mm)	Drum 110	Drum 130+CBS
Front Tire	120 / 70 - 12	
Rear Tire	130 / 70 - 12	
L/W/H (mm)	1905 x 780 x 1125 / 1238	
Wheel Base (mm)	1310	1325
Fuel Capacity (liter)	6.5	8



X'pro



Urban

Retro

Retro

MIO 50i / 115i

MIO 50i / 115i

FIDDLE III 50 / 125i / 200i

FIDDLE III 50 / 125i / 200i

FIDDLE II 50

FIDDLE II 50

ALLO 50

ALLO 50

Fashion Sense Inside Retro Soul.



MIO

50i / 115i



Type	4-stroke, 2-valve	4-stroke, 2-valve
Displacement	49.5 cc	115.6 cc
Cooling System	Air	
Fuel System	E.F.I	
Transmission	C.V.T.	
Front Suspension	Telescopic Fork	
Rear Suspension	Unit Swing Arm	
Front Brake (mm)	Disc 160	Disc 160 + CBS
Rear Brake (mm)	Drum 110	Drum 110 + CBS
Front Tire	90 / 90 - 10	
Rear Tire	90 / 90 - 10	
L/W/H (mm)	1760 x 703 x 1060	1760 x 705 x 1045
Wheel Base (mm)	1250	
Fuel Capacity (liter)	4.8	5.2



* only on 115i



Retro

MIO

FIDDLE III

50 / 125i / 200i




Type	4-stroke, 2-valve		
Displacement	49.5 cc	124.6 cc	169 cc
Cooling System	Air		
Fuel System	ECS	E.F.I	
Transmission	C.V.T.		
Front Suspension	Telescopic Fork		
Rear Suspension	Unit Swing Arm		
Front Brake (mm)	Disc 226	Disc 226 + CBS	Disc 226 + ABS
Rear Brake (mm)	Drum 110	Disc 220 + CBS	Disc 220 + ABS
Front Tire	110 / 70 - 12		
Rear Tire	120 / 70 - 12		
L/W/H (mm)	1890 x 695 x 1135	1900 x 695 x 1130/ 1355 (with visor)	
Wheel Base (mm)	1300	1330	
Fuel Capacity (liter)	6.5		

Fiddle III

Retro



FIDDLE II 50



Type	4-stroke, 2-valve
Displacement	49.5 cc
Cooling System	Air
Fuel System	ECS
Transmission	C.V.T.
Front Suspension	Telescopic Fork
Rear Suspension	Unit Swing Arm
Front Brake (mm)	Disc 190
Rear Brake (mm)	Drum 110
Front Tire	110 / 70 - 12
Rear Tire	120 / 70 - 12
L/W/H (mm)	1870 x 695 x 1150
Wheel Base (mm)	1320
Fuel Capacity (liter)	5.2



Fiddle II

Retro



ALLO 50



Type	4-stroke, 2-valve
Displacement	49.5 cc
Cooling System	Air
Fuel System	ECS
Transmission	C.V.T.
Front Suspension	Telescopic Fork
Rear Suspension	Unit Swing Arm
Front Brake (mm)	Disc 226
Rear Brake (mm)	Drum 110
Front Tire	110 / 70 - 12
Rear Tire	120 / 70 - 12
L/W/H (mm)	1915 x 860 x 1120
Wheel Base (mm)	1300
Fuel Capacity (liter)	5.5



Allo

Retro



Sport

Sport

JET 14 50 / 125i / 200i

JET 14 50 / 125i / 200i

CROX 50 / 125i

CROX 50 / 125i

JET 4 50 / 125i

JET 4 50 / 125i

SYMPHONY SR 50 / 125i

SYMPHONY SR 50 / 125i

MAGIC SR 125i

MAGIC SR 125i

Excitement On the Road.



JET 14

50 / 125i / 200i



Type	4-stroke, 2-valve			
Displacement	49.5 cc	124.6 cc	124.6 cc	168.9 cc
Cooling System	Air		Liquid	Air
Fuel System	ECS		E.F.I	
Transmission	C.V.T.			
Front Suspension	Telescopic Fork			
Rear Suspension	Unit Swing Arm		Double	
Front Brake (mm)	Disc 260	Disc 260 + CBS		Disc 260 + ABS
Rear Brake (mm)	Drum130	Drum 130 + CBS	Disc 220 + CBS	Disc 220
Front Tire	100 / 90 - 14			
Rear Tire	110 / 80 - 14			
L/W/H (mm)	1990 x 730 x 1075			
Wheel Base (mm)	1330			1350
Fuel Capacity (liter)	7.5			



* only on 125i Liquid / 200i



Sport

JET 14

CROX

50 / 125i



Type	4-stroke, 2-valve	
Displacement	49.5 cc	124.6 cc
Cooling System	Air	
Fuel System	ECS	E.F.I
Transmission	C.V.T.	
Front Suspension	Telescopic Fork	
Rear Suspension	Unit Swing Arm	
Front Brake (mm)	Disc 226	Disc 226 + CBS
Rear Brake (mm)	Drum 110	Drum 130 + CBS
Front Tire	120 / 70 - 12	
Rear Tire	130 / 70 - 12	
L/W/H (mm)	1905 x 750 x 1095	1905 x 750 x 1115
Wheel Base (mm)	1310	1325
Fuel Capacity (liter)	6.5	



CROX



Sport

JET 4

50 / 125i



Type	4-stroke, 2-valve	
Displacement	49.5 cc	124.6 cc
Cooling System	Air	
Fuel System	ECS	E.F.I
Transmission	C.V.T.	
Front Suspension	Telescopic Fork	
Rear Suspension	Unit Swing Arm	
Front Brake (mm)	Disc 226	Disc 226 + CBS
Rear Brake (mm)	Drum 110	Drum 130
Front Tire	120 / 70 - 12	
Rear Tire	130 / 70 - 12	
L/W/H (mm)	1900 x 700 x 1140	
Wheel Base (mm)	1300	1330
Fuel Capacity (liter)	6.5	



Sport

SYMPHONY SR

50 / 125i



Type	4-stroke, 2-valve	
Displacement	49.5 cc	124.6 cc
Cooling System	Air	
Fuel System	ECS	E.F.I
Transmission	C.V.T.	
Front Suspension	Telescopic Fork	
Rear Suspension	Unit Swing Arm	
Front Brake (mm)	Disc 226	Disc 260 +CBS
Rear Brake (mm)	Disc 226	Disc 240 +CBS
Front Tire	110 / 70 - 16	
Rear Tire	110 / 70 - 16	
L/W/H (mm)	2000 x 690 x 1290	
Wheel Base (mm)	1330	
Fuel Capacity (liter)	5.4	



Symphony SR

Sport

