

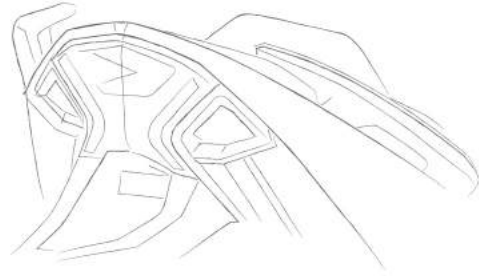
HEADQUARTER

TAIWAN
SANYANG MOTOR Co., Ltd.
3 Chung Hua Road, Hukou
Hsinchu, Taiwan R.O.C.
T: +886 3 5981911
F: +886 3 5970880
W: www.sym-global.com

All information in this brochure - including colors, specifications, etc.
- apply only to models sold.
See your SYM dealers for details on all models.



2019 Collection



OUR BRAND VALUE

QUALITY
INNOVATION
PROFESSIONALISM



INDEX

FREEDOM

MAXSYM TL	5-6
JOYMAX Z 125i / 250i / 300i	7-8
CRUISYM 125i / 250i / 300i	9-10
MAXSYM 400i / 600i	11-12
GTS / JOYMAX 125i / 250i / 300i	13-14
GTS / JOYMAX 125i / 250i / 300i Sport	15-16
CITYCOM S. 300i	17-18
JOYRIDE S 125i / 200i	19-20

FASHION

HD 300	23-24
SYMPHONY ST 50 / 125i / 200i	25-26
MIO 50i / 115i	27-28
FIDDLE III 50 / 125i / 200i	29-30
FIDDLE II 50	31-32
ALLO 50	33-34

UNIQUE

JET 14 50 / 125i / 200i	37-38
SYMPHONY S 50 / 125i	39-40
SYMPHONY CARGO 50 / 125i	41-42
SYMPHONY SR 50 / 125i	43-44
ORBIT III / MASK 50 / 125i	45-46
ORBIT II / SYMPLY 2 50 / 125i	47-48
X'PRO 50 / 125i	49-50
CROX 50 / 125i	51-52
JET 4 50 / 125i	53-54

ADVENTURE

SYMNH X	57-58
SYMNH T	59-60
WOLF CR 300i	61-62
WOLF SB 125 Ni	63-64
VF 185	65-66
MAGIC SR 125i	67-68

SUPPORT YOUR
FREEDOM



MAXSYM TL
JOYMAX Z 125i / 250i / 300i
CRUISYM 125i / 250i / 300i
MAXSYM 400i / 600i
GTS / JOYMAX 125i / 250i / 300i
GTS / JOYMAX 125i / 250i / 300i Sport
CITYCOM S. 300i
JOYRIDE S 125i / 200i

FREEDOM



MAXSYM TL



Type	Twin cylinder, 8-valve
Displacement	465 c.c.
Cooling System	Liquid
Fuel System	E.F.I.
Transmission	C.V.T. + Chain
Front Suspension	Upside-down FR fork
Rear Suspension	Rear mono-suspension with six-link
Front Brake (mm)	Double Disc 275 + ABS
Rear Brake (mm)	Disc 275 + ABS
Front Tire	120 / 70 - 15
Rear Tire	160 / 60 - 15
L/W/H (mm)	2190 x 775 x 1400
Wheel Base (mm)	1550
Fuel Capacity (liter)	13

FREEDOM



JOYMAX Z

125i / 250i / 300i



Type	4-stroke, 4-valve	
Displacement	124.9 c.c.	249.4 c.c. 278.3 c.c.
Cooling System	Liquid	
Fuel System	E.F.I.	
Transmission	C.V.T.	
Front Suspension	Telescopic Fork	
Rear Suspension	Unit Swing Arm	
Front Brake (mm)	Disc 260 + CBS	Disc 260 + ABS
Rear Brake (mm)	Disc 240 + CBS	Disc 240 + ABS
Front Tire	120 / 70 - 14	
Rear Tire	140 / 60 - 13	
L/W/H (mm)	2195 x 769 x 1420	
Wheel Base (mm)	1520	1550
Fuel Capacity (liter)	12	

FREEDOM



CRUISYM

125i / 250i / 300i



Type	4-stroke, 4 valve	
Displacement	124.9 c.c.	249.4 c.c. 278.3 c.c.
Cooling System	Liquid	
Fuel System	E.F.I.	
Transmission	C.V.T.	
Front Suspension	Telescopic Fork	
Rear Suspension	Unit Swing Arm	
Front Brake (mm)	Disc 260 + ABS	
Rear Brake (mm)	Disc 240 + ABS	
Front Tire	120 / 70 - 14	
Rear Tire	140 / 60 - 13	
L/W/H (mm)	2175 x 760 x 1440	
Wheel Base (mm)	1520	1550
Fuel Capacity (liter)	12	

FREEDOM



MAXSYM

400i / 600i



* available on 600i



Type	4-stroke, 4-valve	
Displacement	399 c.c.	565 c.c.
Cooling System	Liquid	
Fuel System	E.F.I.	
Transmission	C.V.T.	
Front Suspension	Telescopic Fork	
Rear Suspension	Unit Swing Arm	
Front Brake (mm)	Double Disc 275 + ABS	
Rear Brake (mm)	Disc 275 + ABS	
Front Tire	120 / 70 - 15	
Rear Tire	160 / 60 - 14	
L/W/H (mm)	2270 x 825 x 1410	
Wheel Base (mm)	1560	
Fuel Capacity (liter)	14.2	

FREEDOM



GTS/ JOYMAX

125i / 250i / 300i



Type	4-stroke, 4-valve		
Displacement	124.9 c.c.	249.4 c.c.	278.3 c.c.
Cooling System	Liquid		
Fuel System	E.F.I.		
Transmission	C.V.T.		
Front Suspension	Telescopic Fork		
Rear Suspension	Unit Swing Arm		
Front Brake (mm)	Disc 260 + ABS		
Rear Brake (mm)	Disc 240 + ABS		
Front Tire	120 / 70 - 14		
Rear Tire	140 / 60 - 13		
L/W/H (mm)	2160 x 760 x 1420		
Wheel Base (mm)	1530	1550	
Fuel Capacity (liter)	12		

FREEDOM



GTS/ JOYMAX

125i / 250i / 300i Sport



*GTS
JOYMAX SPORT*



Type	4-stroke, 4-valve		
Displacement	124.9 c.c.	249.4 c.c.	278.3 c.c.
Cooling System	Liquid		
Fuel System	E.F.I.		
Transmission	C.V.T.		
Front Suspension	Telescopic Fork		
Rear Suspension	Unit Swing Arm		
Front Brake (mm)	Disc 260 + ABS		
Rear Brake (mm)	Disc 240 + ABS		
Front Tire	120 / 70 - 14		
Rear Tire	140 / 60 - 13		
L/W/H (mm)	2160 x 760 x 1250		
Wheel Base (mm)	1530	1550	
Fuel Capacity (liter)	12		

FREEDOM



CITYCOM S.

300i



CITYCOM S. 300i



Type	4-stroke, 4-valve
Displacement	278.3 c.c.
Cooling System	Liquid
Fuel System	E.F.I.
Transmission	C.V.T.
Front Suspension	Telescopic Fork
Rear Suspension	Unit Swing Arm
Front Brake (mm)	Disc 288 + ABS
Rear Brake (mm)	Disc 260 + ABS
Front Tire	110 / 70 - 16
Rear Tire	140 / 70 - 16
L/W/H (mm)	2220 x 775 x 1460
Wheel Base (mm)	1500
Fuel Capacity (liter)	10

FREEDOM



JOYRIDE S

125i / 200i



Type	4-stroke, 4-valve	
Displacement	124.9 c.c.	175.3 c.c.
Cooling System	Liquid	
Fuel System	E.F.I.	
Transmission	C.V.T.	
Front Suspension	Telescopic Fork	
Rear Suspension	Unit Swing Arm	
Front Brake (mm)	Disc 240 + CBS	Disc 240 + ABS
Rear Brake (mm)	Disc 200 + CBS	Disc 200 + ABS
Front Tire	110 / 90 - 13	
Rear Tire	130 / 70 - 12	
L/W/H (mm)	2110 x 760 x 1400	
Wheel Base (mm)	1430	
Fuel Capacity (liter)	7.6	



SUPPORT YOUR
FASHION

HD 300
SYMPHONY ST 50 / 125i / 200i
MIO 50i / 115i
FIDDLE III 50 / 125i / 200i
FIDDLE II 50
ALLO 50

FASHION



HD 300



Type	4-stroke, 4-valve
Displacement	278.3 c.c.
Cooling System	Liquid
Fuel System	E.F.I.
Transmission	C.V.T.
Front Suspension	Telescopic Fork
Rear Suspension	Unit Swing Arm
Front Brake (mm)	Disc 287 + ABS
Rear Brake (mm)	Disc 260 + ABS
Front Tire	110 / 70 - 16
Rear Tire	140 / 70 - 16
L/W/H (mm)	2220 x 770 x 1230
Wheel Base (mm)	1500
Fuel Capacity (liter)	10

FASHION



SYMPHONY ST

50 / 125i / 200i



Type	4-stroke, 2-valve		
Displacement	49.5 c.c.	124.6 c.c.	124.6 c.c. / 169 c.c.
Cooling System	Air	Liquid	Air
Fuel System	ECS	E.F.I.	
Transmission	C.V.T.		
Front Suspension	Telescopic Fork		
Rear Suspension	Unit Swing Arm	Double	
Front Brake (mm)	Disc 260	Disc 260 + CBS	Disc 260 + ABS
Rear Brake (mm)	Disc 240	Disc 240 + CBS	Disc 240
Front Tire	110 / 70 - 16		
Rear Tire	110 / 70 - 16	110 / 80 - 14	110 / 70 - 16
L/W/H (mm)	1985 x 725 x 1195		1995 x 725 x 1195
Wheel Base (mm)	1330	1350	
Fuel Capacity (liter)	7.5		

FASHION



MIO

50i / 115i



Type	4-stroke, 2-valve	4-stroke, 4-valve
Displacement	49.5 c.c.	115.6 c.c.
Cooling System		Air
Fuel System		E.F.I.
Transmission		C.V.T.
Front Suspension		Telescopic Fork
Rear Suspension		Unit Swing Arm
Front Brake (mm)	Disc 160	Disc 160 + CBS
Rear Brake (mm)	Drum 110	Drum 110 + CBS
Front Tire	90 / 90 - 10	
Rear Tire	90 / 90 - 10	
L/W/H (mm)	1760 x 703 x 1060	1760 x 705 x 1045
Wheel Base (mm)	1250	
Fuel Capacity (liter)	4.8	5.2

FASHION



FIDDLE III

50 / 125i / 200i



Type	4-stroke, 2-valve		
Displacement	49.5 c.c.	124.6 c.c.	169 c.c.
Cooling System	Air		
Fuel System	ECS	E.F.I.	
Transmission	C.V.T.		
Front Suspension	Telescopic Fork		
Rear Suspension	Unit Swing Arm		
Front Brake (mm)	Disc 226	Disc 226 + CBS	Disc 226 + ABS
Rear Brake (mm)	Drum 110	Disc 220 + CBS	Disc 220
Front Tire	110 / 70 - 12		
Rear Tire	120 / 70 - 12		
L/W/H (mm)	1890 x 695 x 1135	1900 x 695 x 1130/ 1355(with visor)	
Wheel Base (mm)	1300	1330	
Fuel Capacity (liter)	6.5		

FASHION



FIDDLE II

50



Fiddle II



Type	4-stroke, 2-valve
Displacement	49.5 c.c.
Cooling System	Air
Fuel System	ECS
Transmission	C.V.T.
Front Suspension	Telescopic Fork
Rear Suspension	Unit Swing Arm
Front Brake (mm)	Disc 190
Rear Brake (mm)	Drum 110
Front Tire	110 / 70 - 12
Rear Tire	120 / 70 - 12
L/W/H (mm)	1870 x 695 x 1150
Wheel Base (mm)	1320
Fuel Capacity (liter)	5.2

FASHION



Type	4-stroke, 2-valve
Displacement	49.5 c.c.
Cooling System	Air
Fuel System	ECS
Transmission	C.V.T.
Front Suspension	Telescopic Fork
Rear Suspension	Unit Swing Arm
Front Brake (mm)	Disc 226
Rear Brake (mm)	Drum 110
Front Tire	110 / 70 - 12
Rear Tire	120 / 70 - 12
L/W/H (mm)	1915 x 860 x 1120
Wheel Base (mm)	1300
Fuel Capacity (liter)	5.5



SUPPORT YOUR
UNIQUE

JET 14 50 / 125i / 200i
SYMPHONY S 50 / 125i
SYMPHONY CARGO 50 / 125i
SYMPHONY SR 50 / 125i
ORBIT III / MASK 50 / 125i
ORBIT II / SYMPLY 2 50 / 125i
X'PRO 50 / 125i
CROX 50 / 125i
JET 4 50 / 125i

UNIQUE



JET 14

50 / 125i / 200i



Type	4-stroke, 2-valve			
Displacement	49.5 c.c.	124.6 c.c.	124.6 c.c.	168.9 c.c.
Cooling System	Air		Liquid	Air
Fuel System	ECS		E.F.I.	
Transmission	C.V.T.	C.V.T.	C.V.T.	C.V.T.
Front Suspension	Telescopic Fork			
Rear Suspension	Unit Swing Arm		Double	
Front Brake (mm)	Disc 260	Disc 260 + CBS	Disc 260 + ABS	
Rear Brake (mm)	Drum 130	Drum 130 + CBS	Disc 220	
Front Tire	100 / 90 - 14			
Rear Tire	110 / 80 - 14			
L/W/H (mm)	1990 x 730 x 1075			
Wheel Base (mm)	1330			1350
Fuel Capacity (liter)	7.5			

UNIQUE



SYMPHONY S

50 / 125i



Type	4-stroke, 2-valve	
Displacement	49.5 c.c.	124.6 c.c.
Cooling System	Air	
Fuel System	ECS	E.F.I.
Transmission	C.V.T.	
Front Suspension	Telescopic Fork	
Rear Suspension	Unit Swing Arm	
Front Brake (mm)	Disc 226	Disc 260 + CBS
Rear Brake (mm)	Disc 226	Disc 240 + CBS
Front Tire	110 / 70 - 16	
Rear Tire	110 / 70 - 16	
L/W/H (mm)	2000 x 690 x 1125	
Wheel Base (mm)	1330	
Fuel Capacity (liter)	5.4	

UNIQUE



SYMPHONY CARGO

50 / 125i




Symphony
CARGO
110



Type	4-stroke, 2-valve	
Displacement	49.5 c.c.	124.6 c.c.
Cooling System	Air	
Fuel System	ECS	E.F.I.
Transmission	C.V.T.	
Front Suspension	Telescopic Fork	
Rear Suspension	Unit Swing Arm	
Front Brake (mm)	Disc 226	Disc 260 + CBS
Rear Brake (mm)	Drum 130	Disc 240 + CBS
Front Tire	90/80 - 16	110 / 70 - 16
Rear Tire	90/80 - 16	110 / 70 - 16
L/W/H (mm)	2000 x 690 x 1125	
Wheel Base (mm)	1330	
Fuel Capacity (liter)	8.1	

UNIQUE



SYMPHONY SR

50 / 125i



Type	4-stroke, 2-valve		
Displacement	49.5 c.c.	124.6 c.c.	
Cooling System	Air		
Fuel System	ECS	E.F.I.	
Transmission	C.V.T.		
Front Suspension	Telescopic Fork		
Rear Suspension	Unit Swing Arm		
Front Brake (mm)	Disc 226	Disc 260 + CBS	Disc 260 + ABS
Rear Brake (mm)	Disc 226	Disc 240 + CBS	Disc 240
Front Tire	110 / 70 - 16		
Rear Tire	110 / 70 - 16		
L/W/H (mm)	2000 x 690 x 1290		
Wheel Base (mm)	1330		
Fuel Capacity (liter)	5.4		

UNIQUE



ORBIT III/ MASK

50 / 125i



Type	4-stroke, 2-valve	
Displacement	49.5 c.c.	124.6 c.c.
Cooling System	Air	
Fuel System	ECS	E.F.I.
Transmission	C.V.T.	
Front Suspension	Telescopic Fork	
Rear Suspension	Unit Swing Arm	
Front Brake (mm)	Disc 226	Disc 226 + CBS
Rear Brake (mm)	Drum 110	Drum 130 + CBS
Front Tire	110 / 70 - 12	
Rear Tire	120 / 70 - 12	
L/W/H (mm)	1910 x 682 x 1125	
Wheel Base (mm)	1292	1325
Fuel Capacity (liter)	5.6	

UNIQUE



ORBIT II/ SYMPLY 2

50 / 125i



Type	4-stroke, 2-valve	
Displacement	49.5 c.c.	124.6 c.c.
Cooling System	Air	
Fuel System	ECS	E.F.I.
Transmission	C.V.T.	
Front Suspension	Telescopic Fork	
Rear Suspension	Unit Swing Arm	
Front Brake (mm)	Disc 226	Disc 226 + CBS
Rear Brake (mm)	Drum 110	Drum 130 + CBS
Front Tire	120 / 70 - 12	
Rear Tire	130 / 70 - 12	
L/W/H (mm)	1905 x 700 x 1125	
Wheel Base (mm)	1310	1325
Fuel Capacity (liter)	6.5	

UNIQUE



Type	4-stroke, 2-valve	
Displacement	49.5 c.c.	124.6 c.c.
Cooling System	Air	
Fuel System	ECS	E.F.I.
Transmission	C.V.T.	
Front Suspension	Telescopic Fork	
Rear Suspension	Unit Swing Arm	
Front Brake (mm)	Disc 226	Disc 226 + CBS
Rear Brake (mm)	Drum 110	Drum 130 + CBS
Front Tire	120 / 70 - 12	
Rear Tire	130 / 70 - 12	
L/W/H (mm)	1905 x 780 x 1125/1238	
Wheel Base (mm)	1310	1325
Fuel Capacity (liter)	8	

UNIQUE




Type	4-stroke, 2-valve	
Displacement	49.5 c.c.	124.6 c.c.
Cooling System	Air	
Fuel System	ECS	E.F.I.
Transmission	C.V.T.	
Front Suspension	Telescopic Fork	
Rear Suspension	Unit Swing Arm	
Front Brake (mm)	Disc 226	Disc 226 + CBS
Rear Brake (mm)	Drum 110	Drum 130 + CBS
Front Tire	120 / 70 - 12	
Rear Tire	130 / 70 - 12	
L/W/H (mm)	1905 x 750 x 1095	1905 x 750 x 1115
Wheel Base (mm)	1310	1325
Fuel Capacity (liter)	6.5	

UNIQUE



JET 4

50 / 125i



Type	4-stroke, 2-valve	
Displacement	49.5 c.c.	124.6 c.c.
Cooling System	Air	
Fuel System	ECS	E.F.I.
Transmission	C.V.T.	
Front Suspension	Telescopic Fork	
Rear Suspension	Unit Swing Arm	
Front Brake (mm)	Disc 226	Disc 226 + CBS
Rear Brake (mm)	Drum 110	Drum 130
Front Tire	120 / 70 - 12	
Rear Tire	130 / 70 - 12	
L/W/H (mm)	1900 x 700 x 1140	
Wheel Base (mm)	1300	1330
Fuel Capacity (liter)	6.5	



SUPPORT YOUR
ADVENTURE

SYMNH X
SYMNH T
WOLF CR 300i
WOLF SB 125 Ni
VF 185
MAGIC SR 125i

ADVENTURE



SYMNH X



Type	4-stroke, 2-valve
Displacement	124.1 c.c.
Cooling System	Air
Fuel System	E.F.I.
Transmission	5-speed
Front Suspension	Telescopic Fork
Rear Suspension	Unit Swing Arm
Front Brake (mm)	Disc 260 + CBS
Rear Brake (mm)	Disc 222 + CBS
Front Tire	110 / 70 - 17
Rear Tire	130 / 70 - 17
L/W/H (mm)	2040 x 745 x 1080
Wheel Base (mm)	1400
Fuel Capacity (liter)	10.3

ADVENTURE



SYMNH T



Type	4-stroke, 2-valve
Displacement	124.1 c.c.
Cooling System	Air
Fuel System	E.F.I.
Transmission	5-speed
Front Suspension	Telescopic Fork
Rear Suspension	Unit Swing Arm
Front Brake (mm)	Disc 288 + CBS
Rear Brake (mm)	Disc 222 + CBS
Front Tire	100 / 90 - 19
Rear Tire	130 / 80 - 17
L/W/H (mm)	2060 x 795 x 1235
Wheel Base (mm)	1405
Fuel Capacity (liter)	10.3

ADVENTURE



WOLF CR 300i



Type	4-stroke, 4-valve
Displacement	278.3 c.c.
Cooling System	Liquid
Fuel System	E.F.I.
Transmission	6-speed
Front Suspension	Telescopic Fork
Rear Suspension	Unit Swing Arm
Front Brake (mm)	Disc 288 + ABS
Rear Brake (mm)	Disc 220 + ABS
Front Tire	110 / 70 - 17
Rear Tire	140 / 70 - 17
L/W/H (mm)	2030 x 800 x 1090
Wheel Base (mm)	1345
Fuel Capacity (liter)	12

ADVENTURE



WOLF
SB 125 Ni



Wolf



Type	4-stroke, 2-valve
Displacement	124.6 c.c.
Cooling System	Air
Fuel System	E.F.I.
Transmission	5-speed
Front Suspension	Telescopic Fork
Rear Suspension	Unit Swing Arm
Front Brake (mm)	Disc 260 + CBS
Rear Brake (mm)	Disc 220 + CBS
Front Tire	110 / 70 - 17
Rear Tire	130 / 70 - 17
L/W/H (mm)	2010 x 770 x 1050
Wheel Base (mm)	1345
Fuel Capacity (liter)	16

ADVENTURE



VF 185



Type	4-stroke, 4-valve
Displacement	183 c.c.
Cooling System	Liquid
Fuel System	E.F.I.
Transmission	6-speed
Front Suspension	Telescopic Fork
Rear Suspension	Unit Swing Arm
Front Brake (mm)	Disc 250 + ABS
Rear Brake (mm)	Disc 200 + ABS
Front Tire	90 / 80 - 17
Rear Tire	120 / 70 - 17
L/W/H (mm)	2000 x 720 x 1115
Wheel Base (mm)	1305
Fuel Capacity (liter)	6

ADVENTURE



MAGIC SR

125i



Magic SR



Type	4-stroke, 2-valve
Displacement	123 c.c.
Cooling System	Air
Fuel System	E.F.I.
Transmission	4-speed
Front Suspension	Telescopic Fork
Rear Suspension	Double
Front Brake (mm)	Disc 220 + CBS
Rear Brake (mm)	Disc 220 + CBS
Front Tire	2.75 - 17
Rear Tire	3.00 - 17
L/W/H (mm)	1955 x 678 x 1143
Wheel Base (mm)	1220
Fuel Capacity (liter)	5



FREEDOM



FASHION



UNIQUE



ADVENTURE